




COMTRAXX® CP9...-I
for industrial applications
Complex connections.
Made simple. Made safe.

Perfect system overview – fast reaction time

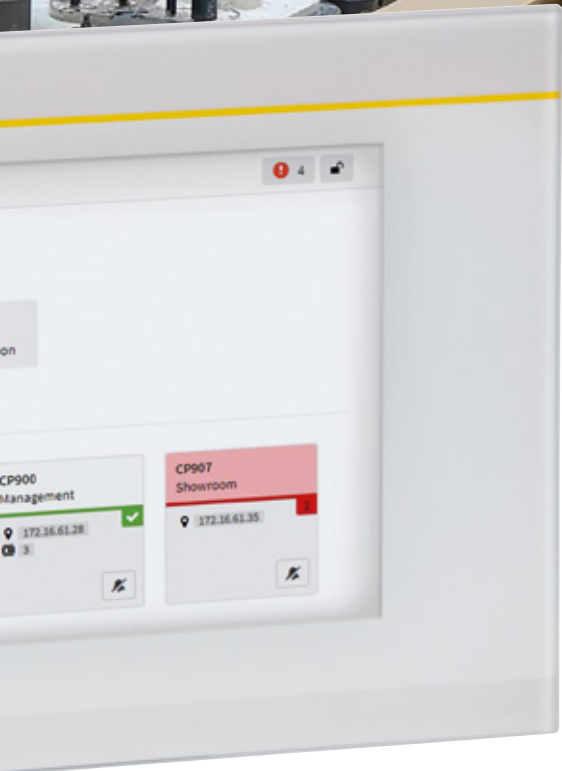


In industrial plants, the early detection of critical operating conditions is extremely important, as it can prevent a plant shutdown or at least significantly reduce downtime. The devices of the new COMTRAXX® CP9...-I series offer a perfect overview of all devices integrated into the system at any time. They alert quickly in the event of a fault and provide a variety of analysis functions to monitor the condition of the system.

Flexible monitoring and control centre

As a specialist for electrical safety, we have further developed our proven COMTRAXX® series. This condition monitor with display and integrated gateway collects all the information via the numerous integrated interfaces and enables optimum monitoring and configuration of the system. Thanks to the configurable display contents and the robust surface and design, there are no limits to the application scenarios.





COMTRAXX® CP9...-I core advantages:

System status at a glance

Visual and acoustic alerting for timely action.

Perfectly hygienic

Easy cleaning and disinfection of the glass surface.

System configuration

Parameter setting of all devices integrated into the system via display or web application.

Easy integration

Simple integration of all communication-capable Bender devices and third-party devices with Modbus interface.

Various analysis functions

A variety of integrated analysis functions, such as history memory or data logger, allow the system to be perfectly monitored and adjusted to the specific conditions in the plants.

Future-proof technology

The software-based, updateable and expandable all-round system can be adapted to changing requirements, new configurations and new technologies at any time.



**Convenient
operation –**
reliable overview

LOG

Wh

Devices of the COMTRAXX® CP9...-I series are easy and intuitive to operate, the display is clear and unambiguous. This enables reliable handling of the systems and equipment, especially when things get hectic.

High level of safety

Alarm messages and operating states are graphically highlighted and easy to read.

Customised display contents

A display to suit all requirements: Whether the user wants to keep an eye on all devices and the relevant parameters in the system overview or generate a visualisation that only provides the desired information – everything can be adjusted individually. It is also possible to switch between different views.

Numerous possibilities

Configuring the device parameters, evaluating data logger recordings or sending test commands to the devices via the integrated widgets – there are no limits to the possibilities.

Control via touch panel

The touch-sensitive TFT touch display complies with the robust industry standard. All functions can be easily controlled at the touch of a finger via a modern menu structure, similar to a smartphone.

Optimum visibility

The high-quality displays offer an excellent contrast and a wide viewing angle. All information is clearly readable.

Graphics

COMTRAXX® CP9...-I enables the integration of all background images such as building plans or circuit diagrams.

Perfect communication – various interfaces





COMTRAXX® CP9...-I condition monitors are flexibly configurable monitoring and control centres for all technical systems in a room, building or plant. The intelligent, central control units are easy to install and ensure simple maintenance of all connected devices.

Well-informed at all times

- Display of system and alarm states
- Output of visual and acoustic warning messages
- Monitoring from a central point

Easy integration

Thanks to the variety of integrated interfaces, all Bender and third-party devices can be easily and safely integrated into the system.

Sharing system information

All system information is transmitted via the common Modbus TCP and SNMP protocols. This includes, among others:

- Device name
- Device status
- Number of alarms
- Alarm type
- Measured values
- Response values
- Measured value descriptions

Installation monitoring in accordance with DGUV V3 (German Social Accident Insurance Regulation 3)

Thanks to the continuous monitoring of the connected devices and systems in combination with the POWERSCOUT® software, no expensive downtime due to testing is necessary. Suitable proof of this monitoring is generated fully automatically.

Home

Factory Line 1

Factory Line 2

System

iso685

Voltage
✓ 230V

Insulation fault
✓ 1 MΩ

PEM735

U (1-N)
✓ 398.02 V

U (2-N)
✓ 398.65 V

U (0-N)
✓ 398.54 V

U (0-N) avg
✓ 398.42 V

Residual currents

Supply
✓ 82 mA

Wiring diagram

Supply air fan
✓ 19 mA

Wiring diagram

Exhaust fan
✓ 71 mA

Wiring diagram

Temperature Factory

21°C
18°C



Humidity Factory

40% rH
35% rH



**Highly
future-proof –**
high economic efficiency

Voltage Factory Line 1

Voltage L1-N

✓ 228,13 V

Voltage L2-N

✓ 229,27 V

Voltage L3-N

✓ 227,85 V

Voltage Factory Line 2

Voltage L1-N

✓ 229,54 V

Voltage L2-N

✓ 227,98 V

Voltage L3-N

✓ 229,67 V

The COMTRAXX® CP9...-I series is based on Linux software, can be updated and is therefore highly future-proof. The system can be adjusted at all times, new technologies can be easily integrated.

Robust design

The durable industrial displays with tempered glass surface are designed to be used 24/7.

Freely programmable visualisation

All functions, contents and displays of the visualisation in the COMTRAXX® CP9...-I series are freely programmable and therefore highly future-proof.

New systems and retrofitting

The COMTRAXX® CP9...-I series is equally suitable for use in newly configured systems, for modernisation or for connection to existing installations and systems.

Quick updates


System updates can be performed quickly and easily via the web application.

Simple system adjustments


Expansion, service or replacement of individual devices in the system are easy to implement. Configuration is possible via the web application or the display.

System OK

OK

 IT system 1

OK

 IT system 2

Thanks to the variety of display options, the devices of the COMTRAXX® CP9...-I series can be optimally integrated into any environment. The system status is constantly monitored, critical operating conditions are pointed out at an early stage and alarms can be issued via many different channels. This ensures uninterrupted operation of the plant.



Individual visualisations tailored to the system can be generated



Stay on top of things with the system overview



Parameter setting of the system



Integrated data loggers

#	Alarm	Unit	Channel description	Measured value
1	✓	US %	ST271	
2	✓	US %	ST271	
3	✓	US %	ST271	

All measured values at a glance



**Ideally suited
for all industrial
applications –
numerous possibilities**





Bender GmbH & Co. KG

Londorfer Straße 65 • 35305 Grünberg • Germany
Tel.: +49 6401 807-0 • info@bender.de • www.bender.de

Photos: Adobe Stock (©kalafoto, ©vchalup, ©Hamik, ©Nataliya Hora) and Bender archive.

2217en / 01.2021 / © Bender GmbH & Co. KG, Germany – subject to change! The specified standards take into account the version that was valid at the time of printing



BENDER Group